


How To Plant a Tree or Shrub

In Five Easy Steps

Step 1

Dig a hole



Dig a hole that is the same depth and about twice as wide as your plant's root ball. Save the soil you dig out of the hole to put back in, even if it is poor soil. Your plant needs to get used to it anyway. Mix the soil you dug out of the hole, about half-and-half with **Black Gold Soil conditioner**. Some soils are hard to mix but do the best you can.

Step 2


Mix soil



Also, now would be a good time to mix in the **Down To Earth Bio-Live Fertilizer**. See back for amounts to use for your plant. Remove the container and set your tree or shrub in the hole with the top of the root ball even with your native soil line. **DO NOT BREAK UP THE ROOTBALL.**

Step 3


Set in hole



If your plant is wrapped in burlap, cut the strings and peel the burlap down. No need to remove the burlap, it will quickly rot away. Back fill with the soil-compost mix and pack firmly.

Step 4

Stake (if required) Mulch and water



If you are planting a tree in a windy area, it would be a good idea to stake your tree now. Build a shallow dam of soil around the edge of the hole to hold water. If you are watering with a drip system, add drippers now. Remove any tags or labels and store them for future reference.

Step 5



Apply a mulch layer of your choice to the depth of 2"-3" and then water in with a mixture of water and **Fertilome Root Stimulator**. This will reduce shock and stimulate root development.

For more informational pamphlets visit our website www.fourseasonsnurseryonline.com Or call us at 541-779-5603



How To Plant a Tree or Shrub

Continuing care

Daily

Keep your newly planted trees and shrubs evenly moist. Do not let them dry out the first year. Over-watering can be even worse than under-watering so be sure not to over-do it. The key is 'evenly moist, not soggy'. In some cases this means daily watering but not always. Check the soil daily for the first few weeks until you get an idea how long it takes for them to dry out.

Weekly

Use the Fertilome Root Stimulator with your water once per week for the first month. This will help your plants to continue to establish and grow. Check your water holding dam and shore it up if necessary. If your tree is staked, check to make sure the stakes are still firm and the tree is still straight.

Monthly

Look for odd growth such as suckers and lop-sided growth spurts and prune them off. A small amount of pruning can be done just about any time of year. If your plant flowers, wait until it is through blooming before pruning. Inspect for damage from insects or diseases. If something doesn't look right to you, bring us a sample in a sealed plastic bag for identification.

Annually

Remove any stakes and ties after 6 months. Fertilize your plants twice annually, Spring and Fall, with Fertilome Tree and Shrub Food. Check your mulch layer and add fresh mulch if needed. Check to see if you need to add extra drip lines if you are watering with a drip system.

Our Guarantee

Our plants are guaranteed to be healthy and free from insect and disease problems at the time they leave the nursery. If you are having trouble, bring us a sample and we will check it out to see what the problem might be. If you plant your trees and/or shrubs according to these instructions, we will warrantee them for one full year from the date of purchase, providing proper care. Any circumstances that are out of our control such as under or over watering, animal or insect damage that happens after leaving the nursery, improper planting etc. cannot and will not be warranted. This warrantee is limited to trees, shrubs and perennials hardy to our climate zone. Other limits may also apply.

Do You Have everything You Need?



Black Gold
Soil
Conditioner

One bag will plant:
15 gallon plants.....2-3
5 gallon plants.....4-6
1 gallon plants.....8-10



Down To
Earth Bio-
Live
Fertilizer

One box will plant:
15 gallon plants.....6
5 gallon plants.....9
2-3 gal plants12
1 gallon plants.....18



Fertilome Root
Stimulator

One Quart will treat:
(four applications):
15 gallon plants.....1-2
5 gallon plants.....2-4
1 gallon plants....8-10



Fertilome Soil
Drench 1 pt.

One pint (16oz.) will
treat:

Trees:.....1-3
Shrubs 5 gallon1-3
Shrubs 1 gallon.....3-6

Dont Forget:

- Stakes
- Ties
- Mulch
- Drippers

